



SERVICE BRANCHES

LONDON
Albert Road North
Reigate, Surrey
Telephone
Reigate 45731-2-3-4-5

NEWMARKET (Suffolk)
176 Exning Road
Telephone:
Newmarket 2539, 2632

READING (Berks.)
Boulton Road
Telephone:
Reading 84258-9

BIRMINGHAM (Warks.)
1210 Stratford Road
Hall Green
Telephone:
Springfield 6256-7

CHEPSTOW (Mon.)
Castleford, Tutshill NP6 7YJ
Telephone:
Chepstow 2732, 2114

SCOTLAND
Industrial Estate
Larkhall, Lanarkshire
Telephone:
Larkhall 370, 371

PRESTON (Lancs.)
The Grove, School Lane
Longton, Nr. Preston
PR4 4SA
Telephone:
Longton 2451-2

SHEFFIELD (Yorks.)
Rotherham Road
Eckington S31 9FH
Telephone:
Eckington (Derbyshire) 2373-4

N. IRELAND
Stanley Harvey & Co. Ltd
Clarence Street West
Belfast
Telephone:
Belfast 31057-9 (3 lines)

DARLINGTON
(Co. Durham)
McMullen Road
Telephone:
Darlington 2671, 66939

EXETER (Devon)
Marsh Green Road
Marsh Barton
Telephone:
Exeter 73882, 54017

TERMS OF BUSINESS: Prices and specifications are subject to alteration without notice and, in the Home Market, our goods are sold subject to our Terms of Business as quoted in our Price Lists.

CHARLES H. PUGH LIMITED

P.O. BOX 256

**ATCO WORKS, TILTON ROAD
BIRMINGHAM 9**

Telephone: 021-772 2524 (4 lines),
021-772 2551
021-772 3892

Telegrams: Accuracy, Birmingham.

Available from

JESSE BROAD Printed in England

By Appointment
To Her Majesty the Queen
Motor Mower Manufacturers
Charles H. Pugh Ltd.



A guide to the range of—

**ATCO
MOWERS**

Separate literature is available upon request for the Atco 20-inch Heavy Duty Sidewheel model, 84-inch fully powered triple and Atco Gang Mowers.

This Guide can do little more than indicate the scope of a range of mowers whose name has been a household word since 1921. Every model embodies the experience gained over one of the longest histories of power mower manufacture in the world. The completeness of the range speaks for itself — it caters for every grass cutting need from diminutive lawn to the green acres of stately home, park and golf courses. In choosing from it you will have a machine that couples outstanding ease in use with technical perfection. If further information is required ask for the more comprehensive leaflet that is available for any model in which you are interested.

MOWERS



Two new additions to the ATCO Range



PRICE: £53 0 0

Engine: Robust 4-stroke. Air cooled by fan and cowl. Starter: Side-mounted, recoil. Frame: All Steel. Drive: By V belts to wormbox — final drive by chain to a wide, traction roller. Cutter: Sturdy one-piece homogeneous steel. Height of Cut: Independent single lever adjustment at front and rear of machine, acting on front wheels and rear roller respectively. Clutch: By V belt and tensioner. Controls: Two. Throttle and clutch. Grassbox: Light plastic. Capacious and well vented for maximum loading. Weight: 80 lb. Handles: Tubular, folding and adjustable for height.



30" Garden Model

PRICE: £135 Pedestrian Model
£164 Riding Mower Version

Engine: Powerful 4-stroke. Cooled by fan and cowl. Starter: Sturdy recoil. Clutch: Fitted with three tough friction discs located under styled cover plate. Rear Roller: Two-piece moulded rubber-covered; each section with independent drive. Cutting Cylinder: 6 heavy duty blades; 68 cuts per yard. Front Rollers: One-piece metal roller running on ball bearings. Weight: 236 lbs.



18" Power-driven Rotary Model

ATCO's range of mowers for 1969

12" Hand Mower

Cutting Cylinder: Running on ball bearings in sealed, grease-packed bearing housings. 12-inch width, 6 blades, specialised Atco quality and construction. Simple screwdriver adjustment. **Transmission:** By highest quality roller chains and steel chainwheels. Totally enclosed. **Rear Roller:** Two-piece with independent drive to each section. Freewheels for drawing machine back easily. **Front Rollers:** Adjustment by single hand wheel.

PRICE: £13 5 0

12" Battery-Electric Model

Motor: Electric G.E.C. **Battery:** 12 volt. **Charger:** Incorporated, two types available, 200/250 volt or 110/120 volt, off A.C. supply. **Controls:** One-speed. **Rear Roller:** 12-inch, one piece. **Roller Drive Release:** For power to cutters only. **Cutting Cylinder:** 12-inch width, 5 blades, 74 cuts per yard. **Front Rollers:** Hardwood. Wing adjusting nuts. **Weight:** 79 lb.

PRICE: £32 0 0

14" and 17" Battery-Electric Model

Motor: Electric G.E.C. **Battery:** 12 volt. **Charger:** Incorporated, two types available, 200/250 volt or 110/120 volt, off A.C. supply. **Controls:** Two-speeds. **Rear Roller:** 14-inch, one piece; 17-inch, two-piece with independent drive to each section. **Roller Drive Release:** Operated from the handles for power to cutters only. **Cutting Cylinder:** 14-inch and 17-inch widths, 6 blades, 76 cuts per yard. **Front Rollers:** Hardwood "instant set" for height by single lever and wing nut. **Weight:** 14-inch 104 lb; 17-inch 117 lb.

PRICES: 14" £43 15 0
17" £48 0 0

12" and 14" Models

Engine: Sturdy 4-stroke. Air cooled by fan and cowl. **Starter:** Recoil. **Clutch:** Fitted with 2 tough friction discs. **Rear Roller:** One-piece. **Roller Drive Release:** Operated from handles for power to cutters only. **Cutting Cylinder:** 12-inch and 14-inch widths, 6 blades, 76 cuts per yard. **Front Roller:** Hardwood, "instant set" for height by a single lever and wing nut. **Weight:** 12-inch 91 lb; 14-inch 94 lb. **Tank Capacity:** 3 pints. **Fuel Consumption:** 1/2 to 3/4 pint per hour approx.

PRICES: 12" £32 0 0.
14" £37 0 0.

17" and 20" Models


Engine: Sturdy 4-stroke. Air cooled by fan and cowl. **Starter:** Recoil. **Clutch:** Fitted with two tough friction discs. **Rear Roller:** Two-piece; each section with independent drive. **Roller Drive Release:** Operated from handles for power to cutters only. **Cutting Cylinder:** 17-inch and 20-inch widths, 6 blades, 76 cuts per yard. **Front Rollers:** Hardwood, "instant set" for height by single lever and wing nut. **Weight:** 17-inch 107 lb; 20-inch 113 lb. **Tank Capacity:** 3 pints. **Fuel Consumption:** 1 1/2 pints per hour.

PRICES: 17" £48 10 0.
20" £57 10 0.


12", 14", 17", and 20" Models




12" Hand Mower



12" Battery-Electric



14" and 17" Battery-Electric Models



24" Riding Mower with Auto-Steer Seat

20" H.D. and 24" Models

Engine: Powerful A.V. 150 H.S. 4-stroke. Cooled by fan and cowl. **Starter:** Sturdy recoil. **Clutch:** Fitted with three tough friction discs. **Rear Roller:** 20-inch, two-piece with independent drive, 24-inch, three-piece; each section with independent drive. **Cutting Cylinder:** 20-inch and 24-inch widths, 6 heavy duty blades; 68 cuts per yard. **Front Rollers:** Hardwood. **Weight:** 20-inch 147 lb; 24-inch 160 lb. **Tank Capacity:** 4 1/2 pints petrol. **Fuel Consumption:** 1 1/2 pints per hour approx.

PRICES: 20" £85 10 0
24" £105 0 0

20" 'Special' Model

Engine: Powerful A.V. 150 H.S. 4-stroke. Air cooled by fan and cowl. **Starter:** Recoil. **Clutch:** Fitted with three tough friction discs. **Cutting Cylinder:** 20-inch width, 12 blades, 135 cuts per yard. **Cutter Release:** Permitting machine to be driven with cutting cylinder disengaged. **Rear Roller:** Two-piece. Each section with independent drive. **Front Rollers:** Four aluminium sections. Scraper bar. **Front Roller Bracket:** Designed to avoid 'scalping' on undulating greens. **Power Driven Transport Wheels.** **Weight:** 155 lb. **Tank Capacity:** 4 1/2 pints. **Fuel Consumption:** 1 1/2 pints per hour approx.

PRICE: £97 0 0

18" and 21" Rotary Models

Engine: Robust 145 cc 4-stroke. Air cooled by fan and cowl. **Starter:** Recoil. **Frame:** All Steel. **Drive:** Direct to Rotary, with friction safety device. **Wheels:** With 8-inch diameter rubber tyres. **Height of Cut:** By 'Heightomatic' from 1/2-inch to 3 1/4-inch. Four wheels adjusted simultaneously by lever, not tools. **Cutters:** 'Roto-Lift' balanced rotary cutting arm. Two-knife blades with three cutting edges. **Handles:** Adjustable for height. Rigid or Floating. **Weight:** 18-inch 73 lb; 21-inch 99 lb. **Tank Capacity:** 4 1/2 pints.

PRICES: 18" £35 0 0
21" £41 0 0

28" and 34" Models

Engine: Powerful A.V. Mk. 25. Cooled by fan and cowl. **Clutch:** Metal to metal cone clutch of generous dimensions. **Rear Roller:** Three-piece with full self-lubricating differential. **Cutting Cylinder:** 28-inch and 34-inch widths. Six heavy duty blades, 81 cuts per yard. **Front Rollers:** Aluminium sections with grease-packed bushes. **Starter:** Kick starter. **Weight:** 28-inch 310 lb; 34-inch 333 lb. **Tank Capacity:** 4 1/2 pints petrol. **Fuel Consumption:** 28-inch approximately 1 3/4 pints per hour; 34-inch 2 pints per hour approximately.



PRICES: 28" £174 0 0
34" £194 0 0

24" Riding Mower with Auto-Steer Seat

Engine: Powerful A.V. 150 H.S. 4-stroke, cooled by fan and cowl. **Starter:** Sturdy recoil **Clutch:** Fitted with three tough friction discs. **Rear Roller:** Fluted rubber covered, two-piece, each section with independent drive. Foot brake to prevent over-run. **Cutting Cylinder:** 24-inch width, 6 heavy duty blades, 68 cuts per yard. **Front Rollers:** Hardwood. **Auto-Steer Seat:** Comfortable and detachable by single wing nut. **Weight:** 160 lb. (without seat). **Tank Capacity:** 4 1/2 pints petrol. **Fuel Consumption:** 1 1/2 pints per hour approx.



PRICE: £134 0 0

20" H.D. and 24" Models



20" 'Special' Model

18" and 21" Rotary Models



28" and 34" Models

The Atco Trailer Seat is an optional extra and is suitable for use with the standard 24-inch, 28-inch and 34-inch Models.