

ATCO

SERVICE BRANCHES

LONDON
Albert Road North
Reigate, Surrey
Telephone:
Reigate 45731-2-3-4-5

NEWMARKET (Suffolk)
176 Exning Road
Telephone:
Newmarket 2539, 2632

READING (Berks.)
Boulton Road
Telephone:
Reading 84258-9

BIRMINGHAM (Warks.)
1210 Stratford Road
Hall Green
Telephone:
Springfield 6256-7

CHEPSTOW (Mon.)
Castleford, Tutshill
Telephone:
Chepstow 2732, 2114

SCOTLAND
Industrial Estate
Larkhall, Lanarkshire
Telephone:
Larkhall 370, 371

PRESTON (Lanes.)
The Grove, School Lane
Longton, Nr. Preston
Telephone:
Longton 2451-2

SHEFFIELD (Yorks.)
Rotherham Road
Eckington
Telephone:
Eckington (Derbyshire) 2373-4

N. IRELAND
Stanley Harvey & Co. Ltd.
Clarence Street West
Belfast
Tel: Belfast 31057-9 (3 lines)

DARLINGTON
(Co. Durham)
McMullen Road
Telephone:
Darlington 2671, 66939

EXETER (Devon)
Marsh Green Road
Marsh Barton
Telephone:
Exeter 73882, 54017

Conditions of Business: Prices and specifications are subject to alteration without notice and, in the Home Market, our goods are sold subject to our Conditions of Business as quoted in our Price Lists.

CHARLES H. PUGH LIMITED

P.O. BOX 256

**ATCO WORKS, TILTON ROAD
BIRMINGHAM 9**Telephone: Victoria (B'ham) 2524
Telegrams: Accuracy, Birmingham

Available from

WEATHER OAK offset printed in ENGLAND

380MH20MX 10/67

In this folder are brief details about Atco's complete range of mowing equipment but should more information be required concerning these redesigned machines or any other models, separate literature about them is always available upon request to your Stockist or the Manufacturers.

All Atco's are easy to handle and simple to use; that is why an ever-growing number of lady users find pleasure in the routine mowing with the family Atco, including the wider models which cost very little more but show such big savings in time. Your supplier or in the case of difficulty, the Manufacturers, will be pleased to give advice on the selection of the most suitable Atco whether 'petrol' or 'battery', for your needs. And NOW, new and improved design features for Atco Battery-Electric machines!

PRICES
Please ask your supplier
for current prices

By Appointment

To Her Majesty the Queen



Motor Mower Manufacturers

Charles H. Pugh Ltd.

A guide to the Range of—

ATCO MOWERS



The Atco domestic type petrol models comprising sizes 12", 14", 17" and 20" have been completely redesigned to incorporate the features most called for in the modern motor mower, and in particular all controls are now available on the handles for added convenience and ease of handling.

Ease of control has always been a feature of Atco design, but in these new models it is of a standard never before achieved and this, coupled with superb cutting qualities, modern, pleasing lines and other attractive features, will offer appeal for those who really care about high standards in their daily lives.

MOWERS**ATCO**

ATCO

's range of mowers for 1968

12' Hand Mower

Cutting Cylinder: Running on ball bearings in sealed, grease-packed bearing housings. 12-inch width, 6 blades, specialised Atco quality and construction. Simple screwdriver adjustment. **Transmission:** By highest quality roller chains and steel chainwheels. Totally enclosed. **Rear Roller:** Two-piece with independent drive to each section. Free-wheels for drawing machine back easily. **Front Rollers:** Adjustment by single hand wheel.

PRICE £12 15 0




12' Hand Mower

12' Battery-Electric Model

Motor: Electric G.E.C. **Battery:** 12 volt. **Charger:** Incorporated, two types available, 200/250 volt or 110/120 volt, off A.C. supply. **Controls:** One-speed. **Rear Roller:** 12-inch, one-piece. **Roller Drive Release:** For power to cutters only. **Cutting Cylinder:** 12-inch width, 5 blades, 74 cuts per yard. **Front Rollers:** Hardwood. Wing adjusting nuts, Scraper bar. **Weight:** 79 lb. **Area mown on one charge:** 500 to 650 square yards (depending on conditions).

PRICE: £32 0 0




12' Battery Electric Model

14' and 17' Battery-Electric Models

Motor: Electric G.E.C. **Battery:** 12 volt. **Charger:** Incorporated, two types available, 200/250 volt or 110/120 volt, off A.C. supply. **Controls:** Two-speeds. **Rear Roller:** 14-inch, one-piece; 17-inch, two-piece with independent drive to each section. **Roller Drive Release:** (controlled from the handles) For power to cutters only. **Cutting Cylinder:** 14-inch and 17-inch widths, 6 blades, 76 cuts per yard. **Front Rollers:** Hardwood "instant set" for height by single lever and wing nut, Scraper bar. **Weight:** 14-inch 00 lb.; 17-inch 00 lb. **Area mown on one charge:** 14-inch from 1,200 to 1,600 square yards, 17-inch from 1,400 to 1,800 square yards (depending on conditions).

PRICES: 14' £43 15 0 17' £48 0 0



Weight 14 inch 104 lb.
17 inch 117 lb.

14' and 17' Battery Electric Models

12' and 14' Models

Engine: Sturdy 4-stroke. Air cooled by fan and cowl. **Starter:** Recoil. **Clutch:** Fitted with 2 tough friction discs. **Rear Roller:** One-piece. **Roller Drive Release:** Operated from handles for power to cutters only. **Cutting Cylinder:** 12-inch and 14-inch widths, 6 blades, 76 cuts per yard. **Front Roller:** Hardwood, "Instant-set" for height by single lever and wing nut, Scraper bar. **Weight:** 12-inch 91 lb. 14-inch 94 lb. **Tank Capacity:** 3 pints. **Fuel Consumption:** 1/4 to 1/2 pint per hour approx.

PRICES 12' £32 0 0. 14' £37 0 0.



12' and 14' Models

17' and 20' Models

Engine: Sturdy 4-stroke. Air cooled by fan and cowl. **Starter:** Recoil. **Clutch:** Fitted with two tough friction discs. **Rear Roller:** Two-piece; each section with independent drive. **Roller Drive Release:** Operated from handles for power to cutters only. **Cutting Cylinder:** 17-inch and 20-inch widths, 6 blades, 76 cuts per yard. **Front Rollers:** Hardwood. "Instant set" for height by single lever and wing nut, Scraper bar. **Weight:** 17-inch 107 lb., 20-inch 113 lb. **Tank Capacity:** 3 pints. **Fuel Consumption:** 1 1/2 pints per hour approx.

PRICES 17' £48 10 0.

20' £57 10 0.



17' and 20' Models

20' H.D. and 24' Models

Engine: Powerful A.V. 150 H.S. 4-stroke. Cooled by fan and cowl. **Starter:** Recoil. **Clutch:** Fitted with three tough friction discs. **Rear Roller:** 20-inch, two-piece; each section with independent drive. **Cutting Cylinder:** 20-inch and 24-inch widths, 6 heavy duty blades; 68 cuts per yard. **Front Rollers:** Hardwood. **Weight:** 20-inch 147 lb.; 24-inch 160 lb. **Tank Capacity:** 4 1/2 pints petrol. **Fuel Consumption:** 1 1/2 pints per hour approx.

PRICES 20' £84 0 0. 24' £104 0 0.



20' H.D. and 24' Models

20' 'Special' Model

Engine: Powerful A.V. 150 H.S. 4-stroke. Air cooled by fan and cowl. **Starter:** Recoil. **Clutch:** Fitted with three tough friction discs. **Cutting Cylinder:** 20-inch width, 12 blades, 135 cuts per yard. **Cutter Release:** Permitting machine to be driven with cutting cylinder disengaged. **Rear Roller:** Two-piece. Each section with independent drive. **Front Rollers:** Four aluminium sections. Scraper bar. **Front Roller Bracket:** Designed to avoid 'scalping' on undulating greens. **Power Driven Transport Wheels:** **Weight:** 155 lb. **Tank Capacity:** 4 1/2 pints. **Fuel Consumption:** 1 1/2 pints per hour approx.

PRICE £95 0 0.



20' 'Special' Model

18' and 21' Rotary Models

Engine: Robust 145 cc 4-stroke. Air cooled by fan and cowl. **Starter:** Recoil. **Frame:** All steel. **Drive:** Direct to Rotary arm, with friction safety device. **Wheels:** With 8-inch diameter rubber tyres. **Height of Cut:** By 'Heightomatic' from 1/2 inch to 3 1/2 inch. Four wheels adjusted simultaneously by lever, no tools. **Cutters:** 'Roto-Lift' balanced rotary cutting arm. Two-knife blades with three cutting edges. **Handles:** Adjustable for height. Rigid or Floating. **Weight:** 18-inch 73 lb., 21-inch 99 lb. **Tank Capacity:** 4 1/2 pints.

PRICES 18' £32 0 0. 21' £38 0 0.




18' and 21' Rotary Models

28' and 34' Models

Engine: Powerful A.V. Mk. 25. Cooled by fan and cowl. **Clutch:** Metal to metal cone clutch of generous dimensions. **Rear Roller:** Three-piece with full self-lubricating differential. **Cutting Cylinder:** 28-inch and 34-inch widths. Six heavy duty blades, 81 cuts per yard. **Front Rollers:** Aluminium sections with grease-packed bushes. **Starter:** Kick Starter. **Weight:** 28-inch 310 lb., 34-inch 333 lb. **Tank Capacity:** 4 1/2 pints petrol. **Fuel Consumption:** 28-inch approximately 1 1/2 pints per hour; 34-inch 2 pints per hour approx.

PRICES 28' £170 0 0. 34' £190 0 0.



28' and 34' Models

The Atco Trailer Seat is an optional extra and is suitable for use with the standard 24-inch, 28-inch and 34-inch models.

Separate literature is available upon request for the Atco 24-inch Riding Mower with Auto-Steer Seat, the 20-inch Heavy Duty Sidewheel model and Atco Gang Mowers.